

ALL NEW

KIN LCR

LCR In - Wall

It's the principal speaker flanking the big screen and cranking out the main action. It's the horizontally mounted speaker with pinpoint precision that brings vocals and actions to life with a biological accuracy. It's the **KIN Architectural LCR**.

KIN LCR is equipped with many features that installers greatly appreciate. Robust steel buttressed framework handle the toughest, most challenging situations. Screw cut-outs in the framework allow flush-to-stud installations where clamps cannot deploy. Dozens of magnets securely grip the grill preventing annoying resonance and unsightly gaps.

KIN LCR features even more for the audio enthusiast. 4" MHEX Phenolic Honeycomb Woven Hybrid woofers and 5" Metal Amalgamation Compound high excursion passive radiators work cohesively for powerful and perfectly tuned bass. The 1" Titanium Infused Soft Dome counterbalances them perfectly with precise and pure high frequencies. An Integrated wood back box ensures reliable and superior performance while providing thorough sound isolation.

This level of engineering allows **KIN LCR** to present perfect sound staging and phase correctness for an emotion-filled movie, music, and gaming experience.



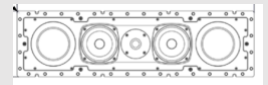
Proprietary MHEX Phenolic Honeycomb Woven Hybrid Woofer



Proprietary Titanium Infused Soft Dome Tweeter

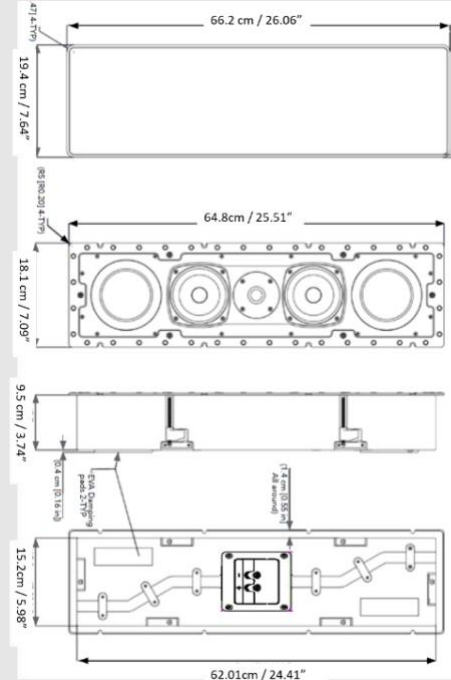


Proprietary Metal Amalgamation Compound high excursion passive radiators

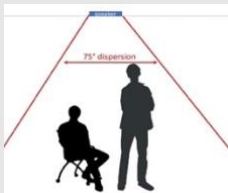


Specifications

Design:	Full back-boxed, high-performance loudspeaker.
Frequency Response:	60 Hz - 25 kHz \pm 3 dB
Recommended Power:	30 - 120 W
Woofers:	Twin 4"/10.16cm MHEX phenolic honeycomb woven hybrid woofer in die-cast basket.
Passive radiators:	Dual 5" metal amalgamation compound
Tweeter:	1"/2.54cm Titanium infused soft dome
Impedance:	6 ohms
Sensitivity dB @1W-1M:	91 dB
Dimensions (w x h x d):	7.09" x 25.51" x 3.75" / 180 x 648 x 95.25 mm
Cut Out:	6.37 x 24.8 / 161.8 x 630 mm
Grille Type:	Magnetic, paintable, virtually bezel-less white metal
Accessories /options:	Pre-construction brackets
Speaker Terminals:	5-way gold plated



Huge Dispersion



KIN Architectural disperse at 75 degrees, almost twice as broadly as competitive speakers. Acoustic coverage is totally present throughout the entire listening area. The enormous dispersion allows the listener to enjoy the same sound whether seated or standing, simplifying placement.

Micro-Perf Grill

The almost bezel-less design only adds 4 mm in total width. Micro-perforations provide a uniform look without showing what lies behind.

Pre-Construction Kit



As the KIN Architectural models are all quite substantial, the kits are equally robust. Frames and wings aren't plastic, they're made of metal.