

SGK6 and SGK8 Square Grille Kit manual


BE SURE TO INSTALL THE BLACK FRAME ON THE SPEAKER FIRST, THE GRILLE THEN ATTACHES TO IT

Totem's Square Grille Kits easily adapt to all Kin Architectural speakers to convert them from the supplied round grille to a square grille. It must be added before the speaker is installed.

The SGK6 fits the IC61, IC62, and IC62ST
The SGK8 fits the IC81, IC82.

Contents:

- 1 Square Grille Frame
- 1 Square Grille




Attaching an ABC to a Kin Architectural speaker

1. Position the frame with the Totem logos in each corner of the frame facing you. Place the **speaker inside the frame's opening**. The logos and the drivers should both be facing you.
2. Install the speaker as directed in the manual. With the drill, start tightening the dog ears, although do not fully tighten them. Once two dog ears have been deployed to the point **where they've started to grip but not fully tightened**, put down the drill.
3. Line up the Square Grille Kit so it is square with the wall or HVAC ceiling fixtures.
4. Fully tighten all the dog ears.
5. The Square Grille Kit can also accommodate drywall screws so the corners can be tightened to the wall or ceiling and provide a tighter, flusher fit if required. Drywall screws and anchors are not included. Anchors are not required if a Totem Pre-Construction Kit is being used.
6. Attach the square magnetic grille, making sure it snaps into its fitted place over the frame.





Kin Architectural Square Grille Kits



Totem's Square Grille Kits permit cosmetic finishing touches to match fixtures, HVAC accessories, or suit personal design tastes. They are paintable to match décor and the scrim cloth can be easily removed and replaced to facilitate the process.


Each kit includes a frame and square magnetic grille.

The SGK6 fits the IC61, IC62 and the IC62ST,


Dims: 243mm x 243mm / 9.52" x 9.52"

The SGK8 fits the IC81, IC82.

Dims: 282mm x 282mm / 11.1" x 11.1"



The Square Grille is stainless steel so it is strong, maintains its shape, and won't corrode. Micro-perforation provides a consistent, uniform color coverage.



The Grille Frame is equipped with three neodymium magnets in each corner so the grille fits tightly and snugly. Screw holes in each corner allow the frame to be attached to drywall to ensure a seamless look.



The frame installs easily and quickly before the speaker is installed. Designed specifically for the Kin Architectural series, the fit and finish of the an installed SGK is perfect.